

Surface Mount Transient Voltage Suppressors

Reverse Voltage 10 - 48 Volts
Peak Pulse Power - 6600 W

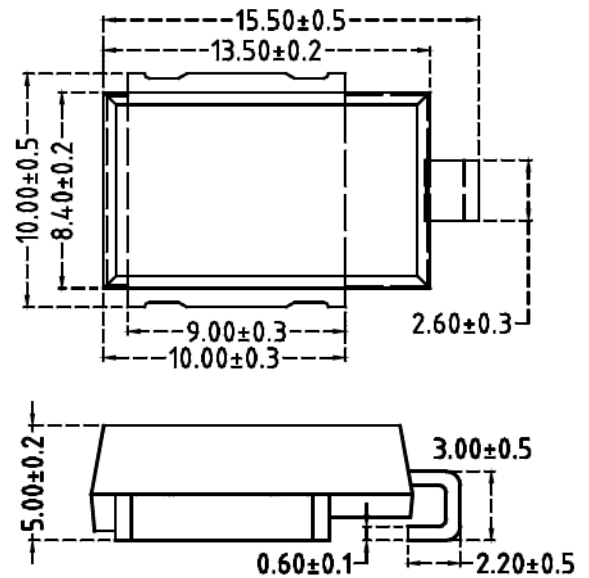

Features

- Optimized glass passivated chip
- $T_J = 175\text{ }^\circ\text{C}$ capability suitable for high reliability and automotive requirement
- 6600 W peak pulse power capability with a 10/1000 us waveform, repetitive rate (duty cycle):0.01 %
- Meet ISO 7637-2 5a/5b and ISO 16750 load dump test (varied by test condition)
- Low leakage current
- Low forward voltage drop
- Uni-directional polarity
- Excellent clamping capability
- Very fast response time
- RoHS compliant
- AEC-Q101 qualified

Mechanical Data

- Case: DO-218
- Molding compound: UL94V-0 flammability
- Polarity: Heatsink is anode

DO-218



Dimensions in millimeters

Maximum Ratings and Electrical Characteristics

Rating at 25°C ambient temperature unless otherwise specified.

Single phase, half wave ,60Hz, resistive or inductive load.

For capacitive load, derate current by 20%

Characteristics	Symbol	SM8Z Series	Unit
Peak power dissipation with a 10/1000μs waveform ⁽¹⁾	PPP	6600	W
Peak power dissipation with a 10/10,000μs waveform	PPP	5200	W
Peak pulse current with a 10/1000μs waveform ⁽¹⁾	IPP	See Next Table	A
Power dissipation on infinite heatsink at $T_L = 25^\circ\text{C}$	PD	8.0	W
Peak forward surge current, 8.3 ms single half sine-wave unidirectional only ⁽²⁾	IFSM	700	A
Operating Temperature Range	TJ	-55 to +175	°C
Storage Temperature Range	TSTG	-55 to +175	°C

NOTE:1.Non-repetitive current pulse per Fig.2 and derated above $T_A = 25\text{ }^\circ\text{C}$ per Fig.1

Rating and Characteristic Curves
SM8Z Series



Part Number (Uni)	Breakdown Voltage V_{BR} @ I_T			Maximum Reverse Leakage I_R @ V_{RWM} (μA)	Maximum I_R @ V_{RWM} $T_J=175$ (μA)	Working Peak Reverse Voltage V_{RWM} (V)	Maximum Reverse Surge Current I_{PP} (A) (1)	Maximum Clamping Voltage V_C @ I_{PP} (V)
	Min (V)	Max (V)	I_T (mA)					
SM8Z10A	11.1	12.3	5.0	15	250	10	388	17.0
SM8Z11A	12.2	13.5	5.0	10	150	11	363	18.2
SM8Z12A	13.3	14.7	5.0	10	150	12	332	19.9
SM8Z13A	14.4	15.9	5.0	10	150	13	307	21.5
SM8Z14A	15.6	17.2	5.0	10	150	14	284	23.2
SM8Z15A	16.7	18.5	5.0	10	150	15	270	24.4
SM8Z16A	17.8	19.7	5.0	10	150	16	254	26.0
SM8Z17A	18.9	20.9	5.0	10	150	17	239	27.6
SM8Z18A	20.0	22.1	5.0	10	150	18	226	29.2
SM8Z20A	22.2	24.5	5.0	10	150	20	204	32.4
SM8Z22A	24.4	26.9	5.0	10	150	22	186	35.5
SM8Z24A	26.7	29.5	5.0	10	150	24	170	38.9
SM8Z26A	28.9	31.9	5.0	10	150	26	157	42.1
SM8Z28A	31.1	34.4	5.0	10	150	28	145	45.4
SM8Z30A	33.3	36.8	5.0	10	150	30	136	48.4
SM8Z33A	36.7	40.6	5.0	10	150	33	124	53.3
SM8Z36A	40.0	44.2	5.0	10	150	36	114	58.1
SM8Z40A	44.4	49.1	5.0	10	150	40	102	64.5
SM8Z43A	47.8	52.8	5.0	10	150	43	95.1	69.4
SM8Z48A	53.3	58.9	5.0	10	150	48	85.2	77.4

Note: 1. Surge current waveform is defined at 10/1000 μ s waveform

2. For all types maximum $V_F = 1.8$ V at $I_F = 100$ A measured on 8.3 ms single half sine-wave or equivalent square wave,
duty cycle = 4 pulses per minute maximum

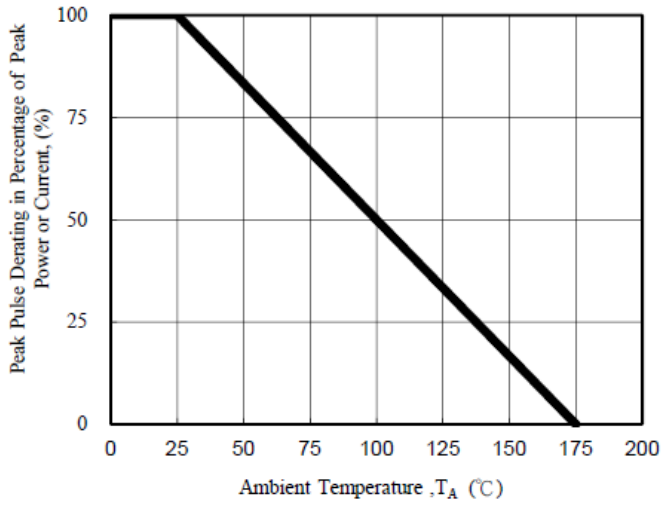


Fig. 1 - Pulse Derating Curve

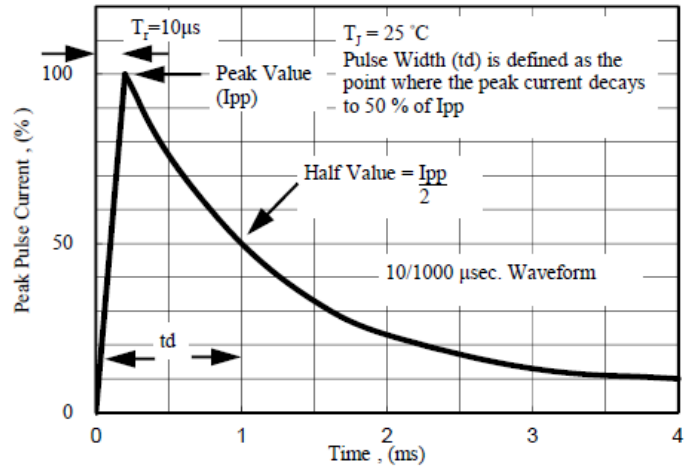


Fig. 2 - Pulse Waveform

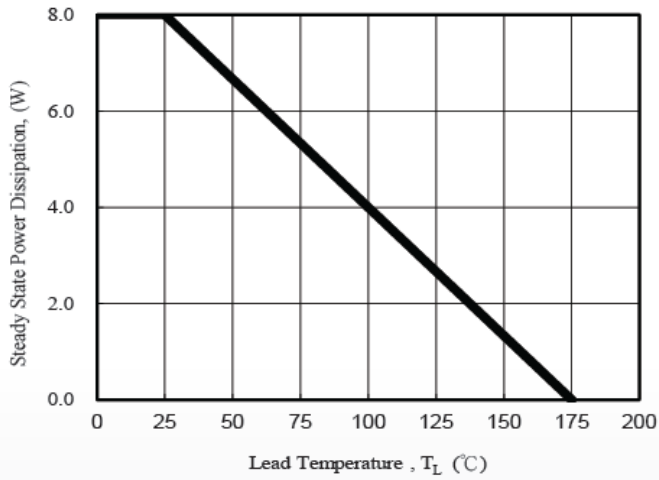


Fig. 3 - Steady State Power Derating Curve

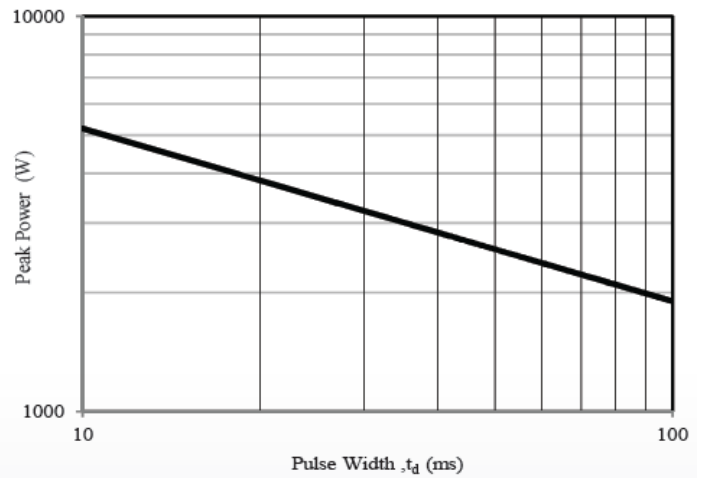
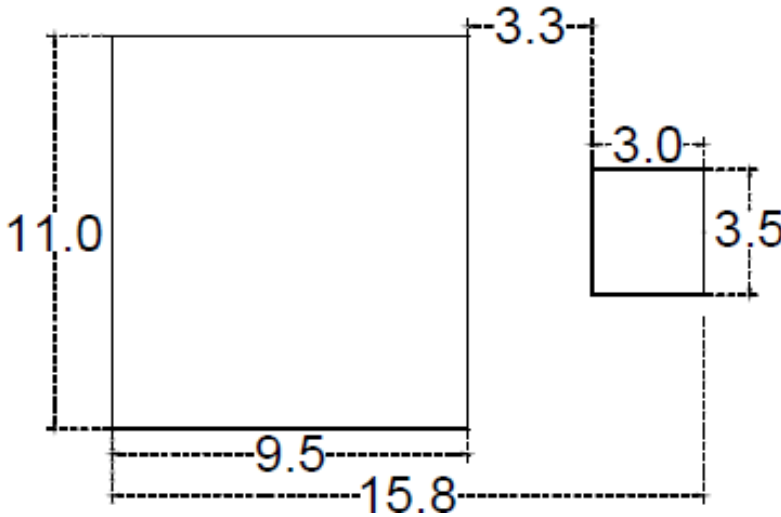


Fig. 4 - Peak Pulse Power Rating Curve

The curve above is for reference only.

Recommended Mounting Pad Layout
SM8Z Series



Unit: mm



Disclaimer

ALL specifications and data are subject to be changed without notice to improve reliability function or design or other reasons.

HY makes no warranty, representation or guarantee regarding the suitability of the products for any particular purpose or the continuing production of any product. To the maximum extent permitted by applicable law, HY disclaims (i) any and all liability arising out of the application or use of any product, (ii) any and all liability, including without limitation special, consequential or incidental damages, and (iii) any and all implied warranties, including warranties of fitness for particular purpose, non-infringement and merchantability.

Statements regarding the suitability of products for certain types of applications are based on HY's knowledge of typical requirements that are often placed on HY products in generic applications. Such statements are not binding statements about the suitability of products for a particular application. It is the customer's responsibility to validate that a particular product with the properties described in the product specification is suitable for use in a particular application. Parameters provided in datasheets and specifications may vary in different applications and performance may vary over time. All operating parameters, including typical parameters, must be validated for each customer application by the customer's technical experts. Product specifications do not expand or otherwise modify HY's terms and conditions of purchase, including but not limited to the warranty expressed therein.

Except as expressly indicated in writing, HY products are not designed for use in medical, life-saving, or life-sustaining applications or for any other applications in which the failure of the HY product could result in personal injury or death. Customers using or selling HY products not expressly indicated for use in such applications do so at their own risk. Please contact authorized HY personnel to obtain written terms and conditions regarding products designed for such applications.

No license, express or implied, by estoppel or otherwise, to any intellectual property rights is granted by this document or by any conduct of HY. Product names and markings noted herein may be trademarks of their respective owners.

声明

所有的规格及数据如因改进可靠性、功能、设计或其他原因发生变更，恕不另行通知。

HY 对产品特定用途的适用性或任何产品的连续生产不做担保、陈述或保证。在可适用法律允许的最大程度上，HY 不承担 (i) 因应用或使用任何产品产生的任何及全部责任，(ii) 包括但不限于特定、连带或附带损害产生的任何及全部责任，(iii) 不做任何形式默认担保，包括不保证特定用途的使用性、非侵权及商业适销性。

关于产品适用于某类应用的声明以 HY 掌握的 HY 产品一般应用环境下的典型要求为准。此类声明与产品特定应用的适用性声明不存在任何关联。客户自行负责根据产品技术规格的说明认证特定产品是否适用于特定的应用。数据手册和技术规格中提供的参数可能因不同的应用而异，而且性能可能随时间而变化。所有工作参数，包括电型参数，必须有客户的技术专家根据每一个客户应用环境确认。产品技术规格不扩展或不以其他方式修改 HY 的采购条款与条件或不以其他方式修改 HY 的采购条款与条件，包括但不限于规定的质保条件。

除非书面注明，否则 HY 产品不用于医疗、救护或生命维护，或其他因 HY 产品发生故障有可能导致人身伤亡的应用场合。客户使用或销售未明确指示可在上诉应用中使用的 HY 产品风险自负。如欲获得有关指定用于上诉应用的产品的书面条款及条件，请与 HY 授权人员联系。

本档或任何 HY 的行为不以禁止反言或其他方式授予任何知识产权的许可，无论显示还是暗示。本文提到的产品名称和标识可能为各自所有者的商标。